

Market Commentary

KFH Treasury

Report produced on
11-Mar-2026



Forex Market

JAPANESE YEN



CLOSE
158.04

1M %chg
3.13%

3M %chg
1.59%

JPY again on back-foot, AUD/JPY shines

11 Mar 2026 07:38:04 AM

- * JPY again under pressure across the board, among crosses AUD/JPY shines
- * USD/JPY 157.92 to 158.39 EBS, continuing move up from 157.26 yesterday
- * Daily chart showing good bounce from now flat 157.20 daily Ichi tenkan
- * For now above descending hourly Ichimoku cloud between 158.09-13
- * Well above ascending 200-HMA at 157.42, above 100-HMA currently at 157.87
- * Continuing Middle East conflict, affect on Japan energy needs concerning
- * Higher inflation and possible stagflation on-going concerns

EURO



CLOSE
1.1610

1M %chg
-2.19%

3M %chg
-1.09%

EUR/USD sideways, some EUR crosses bid, others not

11 Mar 2026 07:06:46 AM

- * EUR/USD mostly sideways in Asia, 1.1603-28 EBS, holding below 1.1676 200-DMA
- * Resistance from 1.1667 high yesterday, support pre-1.1500, 1.1508 low Monday
- * Hourly chart shows spot between 100-HMA at 1.1596, 200-HMA at 1.1644
- * Ascending hourly Ichimoku cloud 1.1576-93 below
- * Large option expiries to upside today to help cap spot
- * Between 1.1650-95 alone total E3.9 bln, E4.5 bln above between 1.1700-50
- * EUR/JPY bid, 183.59-184.02 EB

Forex Market



POUND STERLING



CLOSE

1.3416

1M %chg

-1.53%

3M %chg

0.22%

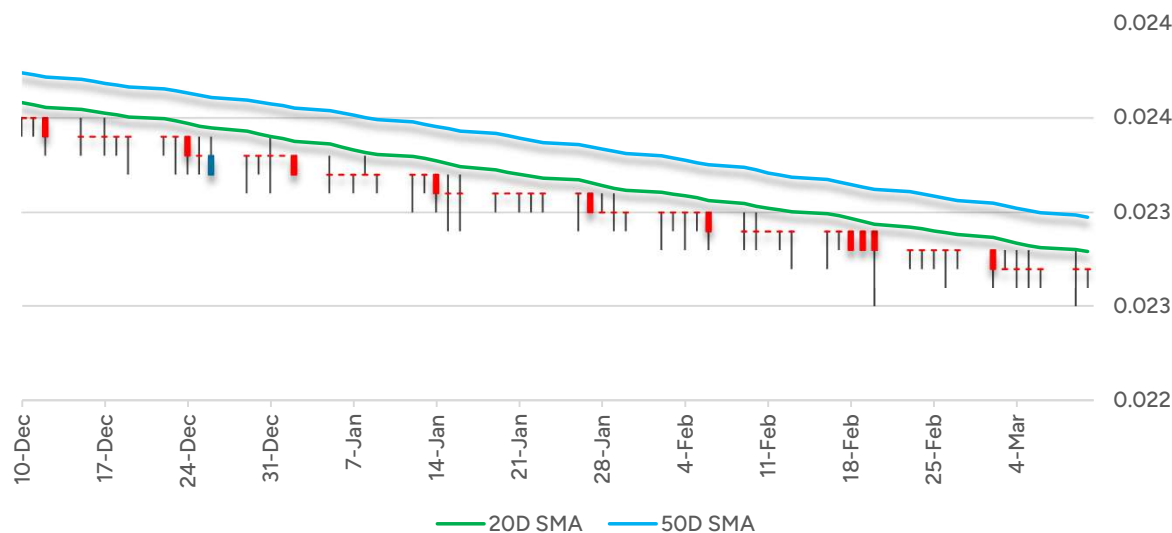
GBP/USD-Boosted by better risk appetite

11 Mar 2026 07:03:54 AM

- * GBP/USD +0.2% in Asia as easing worries about oil supplies boosts risk mood
- * IEA proposes largest ever oil release from strategic reserves, WSJ reports
- * Oracle's upbeat results and 8% after-hours rally also lifts risk appetite
- * Dashed hopes of an early end to the Middle East war likely to cap rally
- * Report of Iran deploying mines in the Strait of Hormuz also likely to weigh
- * U.S. CPI due Wed, higher than expected reading will add to inflation fears
- * Resistance 1.3480-90, 1.3525-30, support 1.3400-10, 1.3350
- * Tuesday range 1.3412-1.3481; Asia range 1.34125-1.34495



TURKISH LIRA



CLOSE

0.0227

1M %chg

-0.87%

3M %chg

-3.40%

Turkish central bank bought \$2-3 bln in forex after selling \$23 bln amid Iran war, traders say

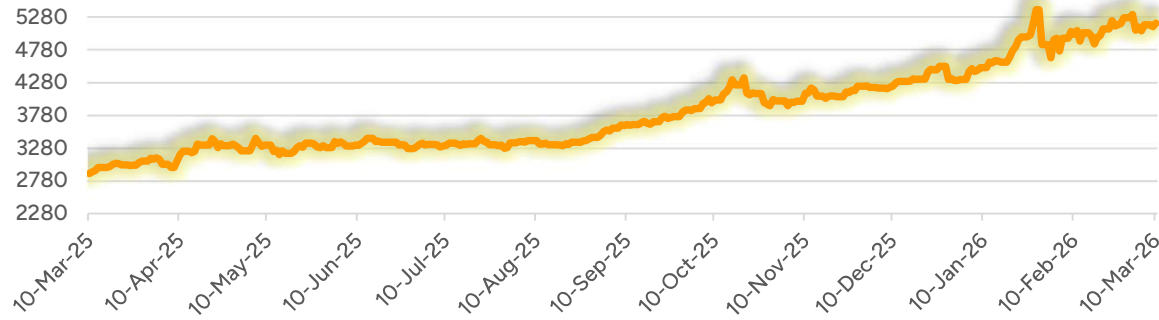
10 Mar 2026 07:45:03 PM

ANKARA, March 10 (Reuters) - The Turkish central bank returned to buying foreign currency on Tuesday, purchasing some \$2-3 billion after global selling pressure eased amid tensions linked to the Iran war, three traders said. It had sold around \$23 billion in foreign exchange since the start of the conflict to cushion the domestic market from regional turmoil.

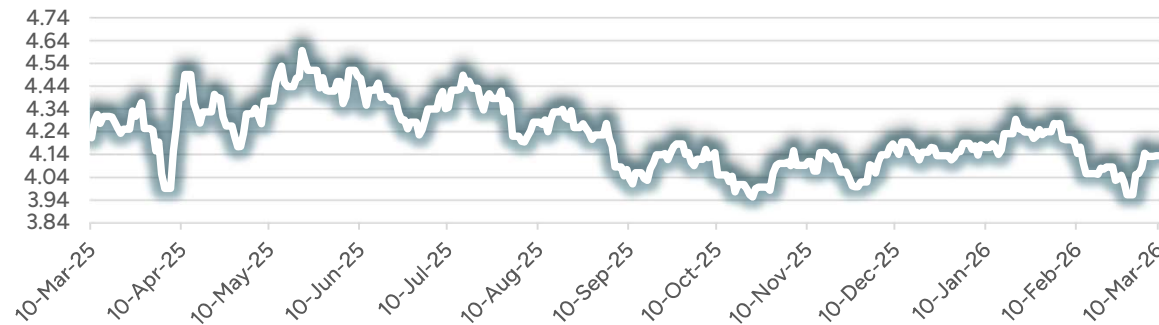
The Turkish central bank declined to comment. Bankers calculate that the central bank's total reserves likely fell by \$12.5 billion to \$197.5 billion last week, reflecting the impact of foreign-exchange sales during the conflict.

Gold, US Treasury & Dollar Index

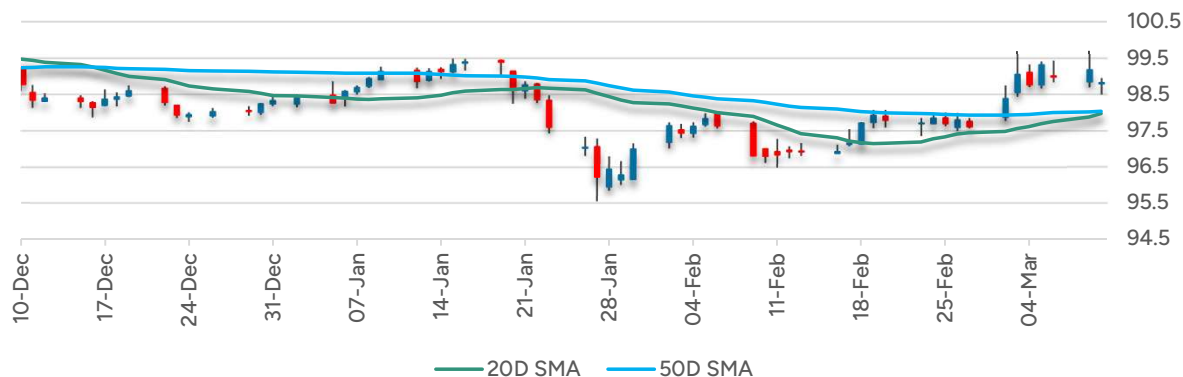
GOLD



10Y US-TREASURY



DOLLAR INDEX



US 10YT YIELD

4.15

1M %chg

-0.62%

3M %chg

0.12%

PRECIOUS-Gold edges higher as inflation jitters ease; key US data in focus

11 Mar 2026 07:02:10 AM

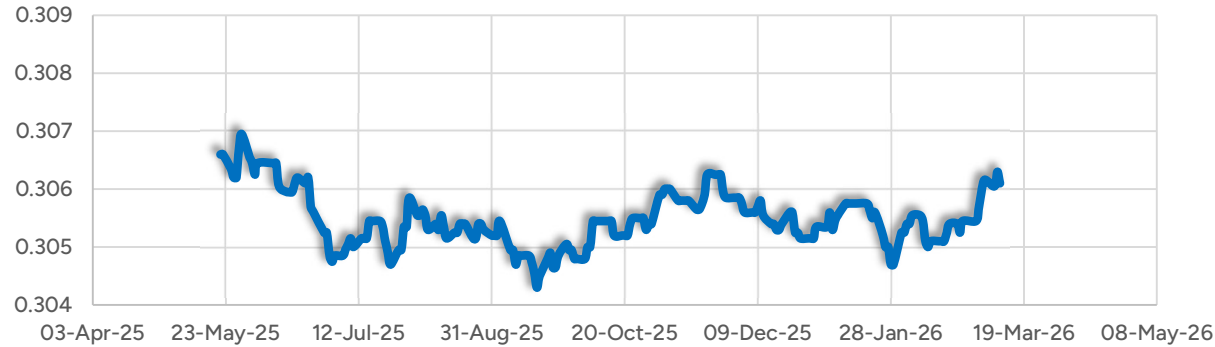
March 11 (Reuters) - Gold edged higher on Wednesday as inflation worries eased, while investors awaited a slew of U.S. economic data this week to gauge the Federal Reserve's policy trajectory. Spot gold XAU= was up 0.3% at \$5,208.08 per ounce. U.S. gold futures GCcv1 for April delivery fell 0.5% to \$5,216.80. Bullion, traditionally viewed as a safe-haven asset, has risen more than 20% so far this year, notching successive record highs amid heightened geopolitical and economic uncertainty. Markets are now awaiting the U.S. consumer price index for February, due later in the day, and the Personal Consumption Expenditures (PCE) index - the Fed's preferred inflation gauge - on Friday. Investors expect the Fed to keep rates steady at the end of its two-day meeting on March 18, per CME Group's FedWatch tool. Spot silver XAG= edged 0.1% lower to \$88.35 per ounce. Spot platinum XPT= lost 0.5% to \$2,190.44, while palladium XPD= rose 0.8% to \$1,667.73.

UPCOMING KEY ECONOMIC INDICATOR RELEASES

INDICATOR	Ctry / Regn	Time	For	Prior	Consensus
Corp Goods Price MM	JP	11/Mar 02:50	Feb	0.20%	0.10%
Corp Goods Price YY	JP	11/Mar 02:50	Feb	2.30%	2.10%
CPI MM, SA	US	11/Mar 15:30	Feb	0.20%	0.30%
CPI Wage Earner	US	11/Mar 15:30	Feb	317.942	
CPI YY, NSA	US	11/Mar 15:30	Feb	2.40%	2.40%
Core CPI MM, SA	US	11/Mar 15:30	Feb	0.30%	0.20%
Core CPI YY, NSA	US	11/Mar 15:30	Feb	2.50%	2.50%
Housing Starts Number	US	12/Mar 15:30	Jan	1.404Mn	1.348Mn
Initial Jobless Clm	US	12/Mar 15:30	W 07 Mar	213k	215k
EIA-Nat Gas Chg Bcf	US	12/Mar 17:30	W 06 Mar	-132Bn	
Nat Gas-EIA Implied Flow	US	12/Mar 17:30	W 06 Mar	-132Bn	

Daily Market Report

KWD - CBK FIX



MARKET SUMMARY

INSTRUMENT	OPEN	HIGH	LOW	CLOSE	%CHG 1D
EUR	1.1636	1.1667	1.1605	1.161	-0.22%
GBP	1.3429	1.3483	1.3409	1.3416	-0.14%
JPY	157.66	158.12	157.25	158.04	0.25%
TRY	0.0227	0.0227	0.0226	0.0227	0.00%
Dollar Idx	98.797	98.954	98.492	98.826	-0.35%
Brent	92.49	95.04	81.16	87.8	-11.28%
WTC	90.65	90.91	76.63	83.71	-11.56%
Gold	5138.1	5238.06	5116.69	5191.3076	1.06%
KWSE Index	8524.3	8592.23	8523.6	8592.23	1.34%

KIBOR RATES

Tenor	Value	Tenor	Value
ON	2.44	3M	3.63
SW	3.31	6M	3.81
1M	3.44	1Y	4.00

CENTRAL BANK OF KUWAIT

KWD (CBK FIX) CLOSE

0.30615

3M% CHG

0.18%

POLICY RATES INDICATOR	As of	Value	Prior	Change
ON Repo Rate	11/Dec/'25	3.13	3.38	-0.25
1W Repo Rate	11/Dec/'25	3.38	3.63	-0.25
1M Repo Rate	11/Dec/'25	3.63	3.88	-0.25
KWD ON Rate	11/Dec/'25	10.00	10.00	0.00
Discount Rate	11/Dec/'25	3.50	3.75	-0.25

SOFR RATES

Tenor	Value	Tenor	Value
1M	3.67	6M	3.62
3M	3.66	1Y	3.52

OTHER C-BANK RATES

INDICATOR	As of	Value	Prior	Change
FED Target Rate	10/Dec/'25	3.75	4.00	-0.25
ECB Refinancing Rate	05/Feb/'26	2.15	2.15	0.00
BOE Bank Rate	19/Jun/'25	4.25	4.25	0.00
BOJ Prime Rate	10/Mar/'26	2.80	2.90	-0.10
TRY ON Lending Rate	22/Jan/'26	40.00	41.00	-1.00

KEY INTERNATIONAL STORIES

US existing home sales unexpectedly increase as mortgage rates decline

WASHINGTON, March 10 (Reuters) - U.S. existing home sales unexpectedly increased in February as lower mortgage rates and a moderation in house-price growth pulled buyers back into the market, but still-tight supply could constrain activity during the spring selling season. Home sales rose 1.7% last month to a seasonally adjusted annual rate of 4.09 million units. Data for the prior month was revised up to show sales falling to a rate of 4.02 million units rather than the previously reported 3.91 million-unit pace.

UK private sector pay awards rise to 3.4% in three months to January, IDR survey shows

LONDON, March 10 (Reuters) - Average annual pay awards offered by British private sector employers rose in the three months to January, according to a survey on Tuesday that contrasted with an official gauge of slowing wage growth, and add to pressure on the Bank of England to raise rates. Incomes Data Research said the median pay settlement awarded by major employers increased to 3.4% in the three months to January, up from 3.0% in the three months to the end of December. Pay settlements across the whole economy stood at 3.2%.

German exports record sharpest decline since May 2024

BERLIN, March 10 (Reuters) - German exports recorded their sharpest decline in more than a year and a half in January due to falling demand from China and Europe, federal statistics office data showed on Tuesday. Exports shrank by 2.3% in January compared with the previous month to 130.5 billion euros (\$152.06 billion), their biggest fall since May 2024. Analysts polled by Reuters had expected a 2.0% decrease. Imports fell even more sharply than exports in January, plunging 5.9% to 109.2 billion euros, marking their largest decline since April 2020. Analysts had predicted slight growth of 0.2%.

DISCLAIMER: This document and its contents do not reflect the opinions, views, policies or positions of London Stock Exchange Group plc ("LSEG") or its affiliates and they are prepared for Kuwait Finance House (KFH)'s and their clients internal consumption only and do not constitute an offer, or the solicitation of an offer, or advice to buy or sell a security or to make a particular investment or follow a particular strategy or enter into any agreement. The information and any views expressed are given as of the date of writing and are subject to change. While the information has been obtained from sources believed to be reliable, LSEG does not warrant that it is accurate or complete and it should not be relied on as such. Responsibility for any decisions taken by KFH (including but not limited to its affiliates and subsidiaries) on the basis of information contained herein solely rest with the end user i.e. KFH's clients. Market Data and News Source is LSEG Eikon. LSEG its affiliates, subsidiaries, employees, and contractors accept no liability for any direct or indirect loss arising out of the use of this document or its contents.

Japan upgrades Q4 GDP to annualised 1.3% expansion

TOKYO, March 10 (Reuters) - Japan's economy grew faster than initially estimated in the October-December period from the previous quarter, revised gross domestic product (GDP) data showed on Tuesday. The revised figure released by the Cabinet Office showed the economy expanded an annualised 1.3% in the fourth quarter, compared with the initially estimated 0.2%. Economists' median forecast was for a 1.2% growth. Without annualisation, GDP grew 0.3%, matching the median forecast for a 0.3% expansion and compared with the initial estimate of a 0.1% rise.

Thai economic growth seen uneven and below potential, central bank minutes show

BANGKOK, March 11 (Reuters) - Thailand's economy is projected to grow below its potential and unevenly across sectors, the minutes of the Bank of Thailand's February 25 policy meeting showed on Wednesday. At the meeting, the monetary policy committee unexpectedly cut the one-day repurchase rate THCBIR=ECl by 25 basis points to 1.00%, to support growth. Manufacturing and tourism competitiveness were declining, the minutes said. Growth is expected to be about 2% this year, although Governor Vitai Ratanakorn has said he is aiming for as high as 2.7%.

Oil prices choppy as WSJ reports IEA eyes biggest oil release ever

TOKYO, March 11 (Reuters) - Oil prices seesawed on Wednesday after the Wall Street Journal reported the International Energy Agency has proposed the largest release of oil reserves in its history to offset supply disruptions stemming from the war on Iran. Brent futures LCOc1 traded up 11 cents, or 0.13% higher, at \$87.91 a barrel. U.S. West Texas Intermediate (WTI) CLc1 traded 7 cents higher and was last up 0.08%, at \$83.52 a barrel. Both contracts dropped immediately after the WSJ report, reversing early gains in WTI. G7 officials have gathered online to discuss a potential release of emergency oil stockpiles to soften the market blow.