

Q1-2026 Earnings Presentation

Group Financial Control

Investor Relations

Kuwait, 27 April 2026



بيت التمويل الكويتي

KFH

Disclaimer

IMPORTANT NOTICE

This presentation has been prepared by Kuwait Finance House and is subject to the applicable laws and regulations in the State of Kuwait. It is for information purposes only and it shall not be reproduced or redistributed to any other person without obtaining Kuwait Finance House's prior written consent. It does not and shall not constitute either an offer to purchase or buy or a solicitation to purchase or buy or an offer to sell or exchange or a solicitation to sell or exchange any securities of Kuwait Finance House. Neither this presentation nor anything contained herein shall form the basis of any contract, commitment or advice whatsoever. This Presentation must be read in conjunction with all other publicly available information. To the maximum extent permitted by law, Kuwait Finance House and its directors, employees, agents, consultants, affiliates and subsidiaries expressly exclude all liability and responsibility for any loss or damage arising from the use of, or reliance on, the information contained in this presentation or the website whether or not caused by any negligent act or omission. Neither Kuwait Finance House nor any of its directors, employees, agents, consultants, affiliates, or subsidiaries warrant or represent the correctness, accurateness or completeness of the information provided herein. This document is not to be relied upon in any manner as legal, tax or investment advice. Each recipient hereof shall be responsible for conducting its own investigation and analysis of the information contained herein and shall familiarize and acquaint itself with, and adhere to, the applicable local legislations. Except where otherwise expressly indicated herein, this presentation contains time-sensitive information which is based on currently available information to Kuwait Finance House as of the date stated or, if no date is stated, as of the date of this preparation and accordingly does not guarantee specific future results, performances or achievements. The information and the opinions contained herein are subject to change without notice. None of Kuwait Finance House or any of its subsidiaries or affiliates assume any obligation to update or otherwise revise any such information to reflect information that subsequently becomes available or circumstances existing or changes occurring after the date hereof.

FORWARD-LOOKING STATEMENTS

All statements included or incorporated by reference in this presentation, other than statements or characterizations of historical fact, are forward-looking statements. Such forward-looking statements are based on Kuwait Finance House's current expectations, predictions and estimates and are not guarantees of future performance, achievements or results. Forward-looking statements are subject to and involve risks and uncertainties and actual results, performance or achievements of Kuwait Finance House may differ materially or adversely from those expressed or implied in the forward-looking statements as a result of various factors. In addition, even if Kuwait Finance House's results of operations, financial condition and the development of the industry in which it operates are consistent with forward-looking statements contained herein, those results or developments may not be indicative of results or developments in subsequent periods. Kuwait Finance House does not undertake to update any forward-looking statements made herein. Past results are not indicative of future performance.

Contents

- 1 **Kuwait's Operating Environment**

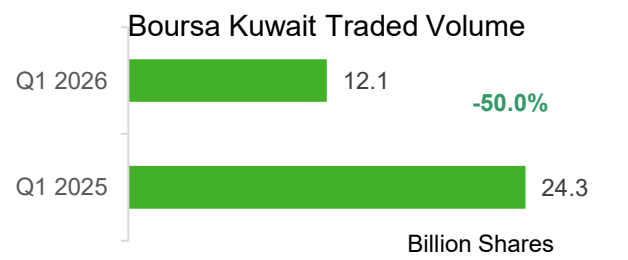
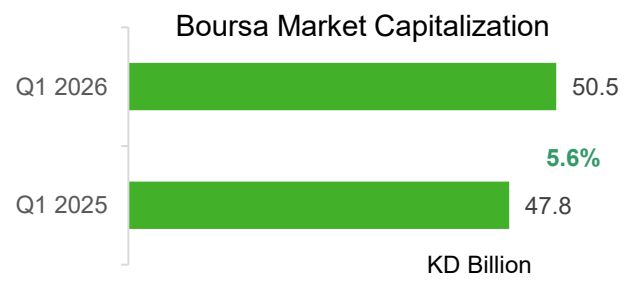
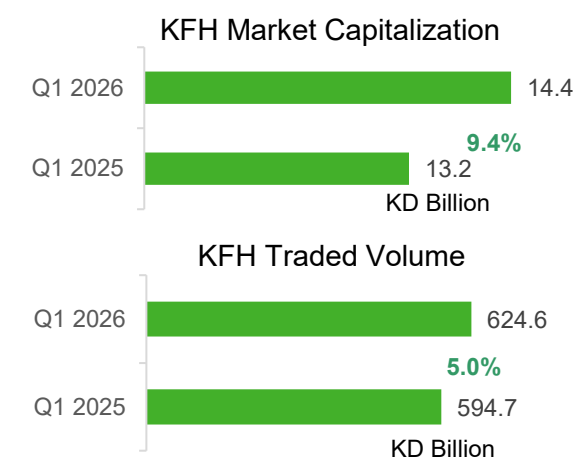
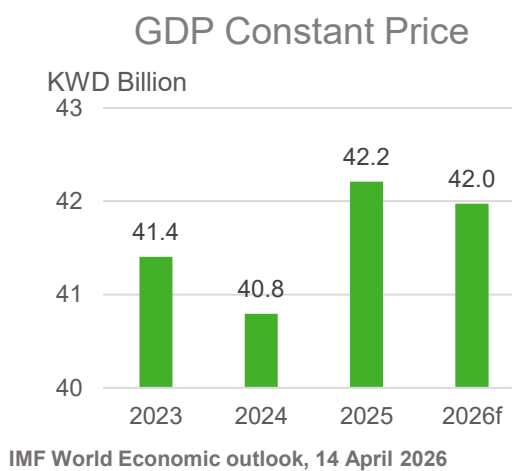
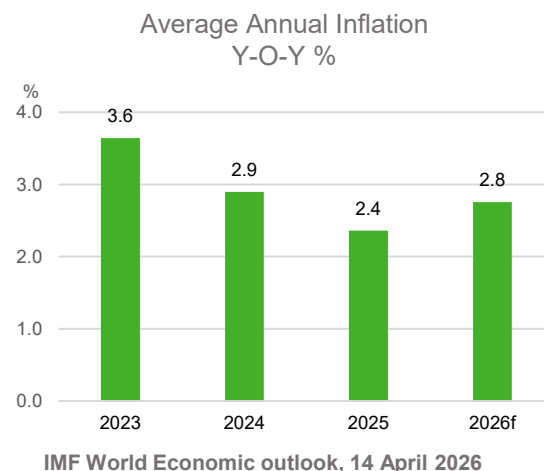
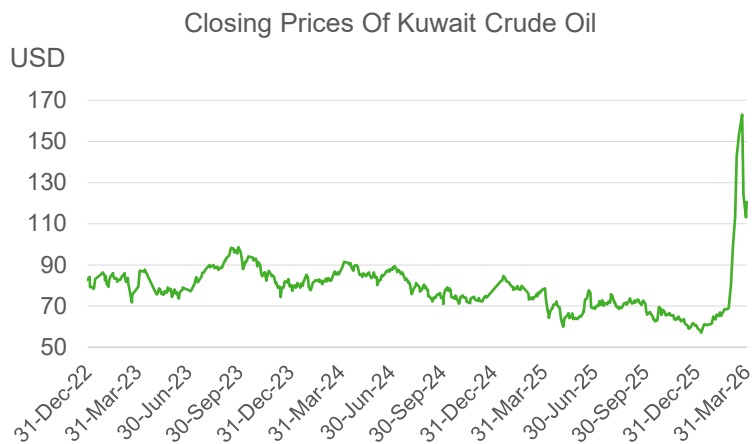
- 2 **Overview of KFH**

- 3 **KFH Strategy**

- 4 **Q1-2026 Financial Results**

- 5 **Appendix**

Kuwait's Economic Highlights



- Against the US-Iranian war, International Monetary Fund (IMF) expects Kuwait's GDP to reach KWD 42.0 billion, with a slight contraction of 0.6% in 2026, following a growth of 3.5% in 2025. The impact of the geopolitical situation on the economy may become more evident in the coming quarters of 2026.
- The IMF also estimates that Kuwait's average annual inflation rate will slightly increase from 2.4% in 2025 to 2.8% in 2026 due to the current tensions.
- Amid the ongoing conflict, Kuwaiti crude oil prices reached unprecedented levels, peaking at USD 163 per barrel in the last week of March, before closing at USD 120.6 per barrel as of 31 March 2026. This represents an increase of over 100% compared to the same period last year.
- Kuwait's sovereign credit ratings remain strong, standing at A+ with a stable outlook from Standard & Poor's, A1 with a stable outlook from Moody's, and AA- with a stable outlook from Fitch Ratings.
- The Central Bank of Kuwait (CBK) maintained the discount rate at 3.5% during Q1 2026, following a cumulative 50 basis point reduction in 2025 from 4.0%, as part of its ongoing monitoring of key economic and monetary indicators.
- Market capitalization of listed companies on Boursa Kuwait reached KWD 50.5 billion by the end of Q1 2026, a 5.6% increase compared to the same period last year. Kuwait Finance House (KFH) recorded a market capitalization of KWD 14.4 billion, representing a 9.4% increase compared to the end of Q1 2025.
- The traded volume of listed companies on Boursa Kuwait during Q1 2026 reached 12.1 billion shares, declining by 50.0% compared to the same period last year. Meanwhile, KFH's traded volume reached 624.6 million shares during Q1 2026, marking an increase of 5.0% compared to Q1 2025.

Overview of KFH's Awards & Ratings

Kuwait

Best Bank in Kuwait

EMEA Finance

Regional

Best Islamic Bank In
The Middle East

EMEA Finance

Global

Best Islamic Financial
Institution
in the World

Global Finance

FitchRatings

Long-Term Issuer Default Rating A

Short-Term Issuer Default Rating F1

STABLE Outlook

Fitch's Rating Update 24 Nov 2025

MOODY'S

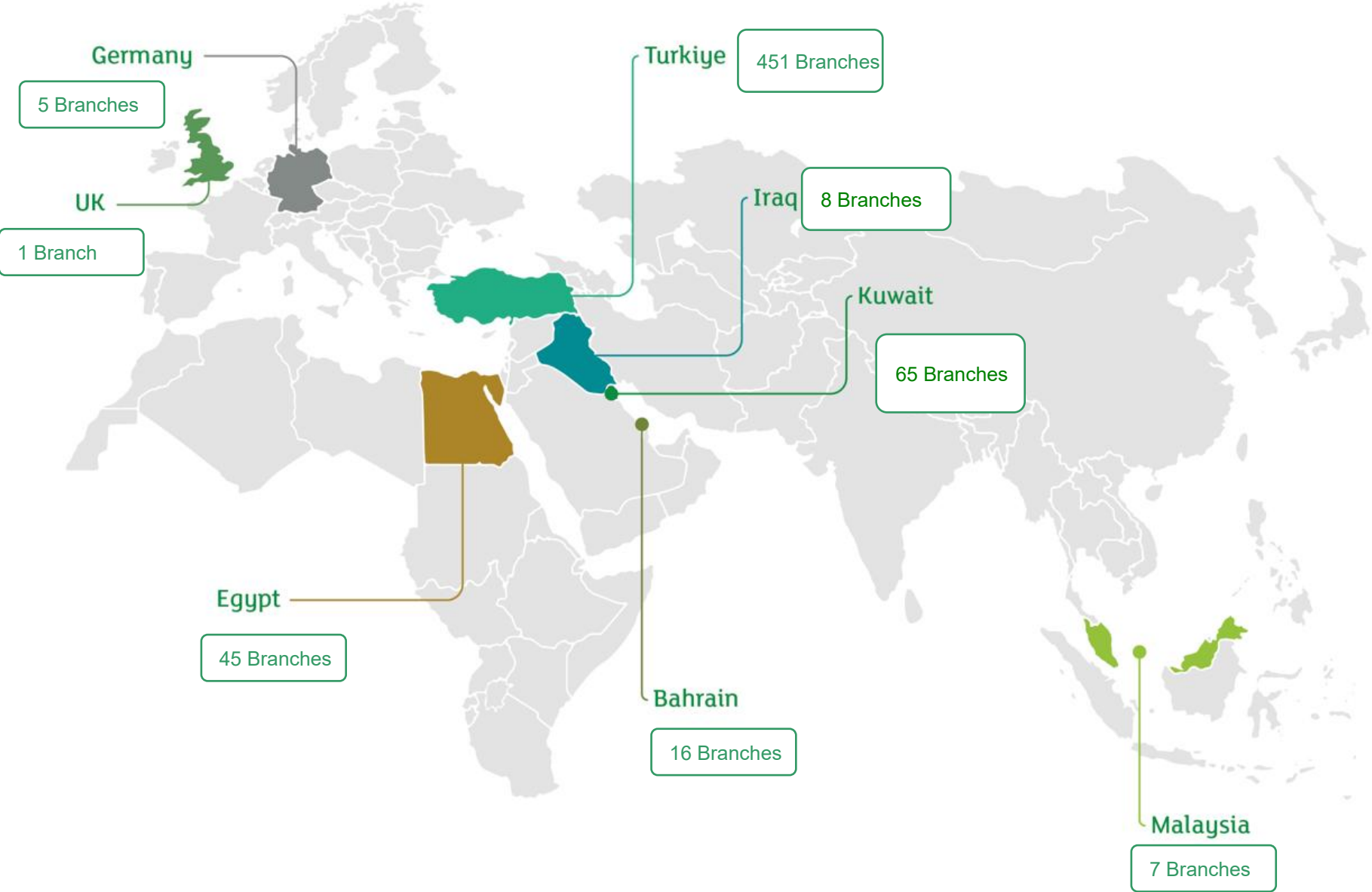
LT FC Bank Deposits Rating A2

ST FC Bank Deposits Rating P-1

STABLE Outlook

Moody's Rating Action 15 January 2026

Overview of KFH

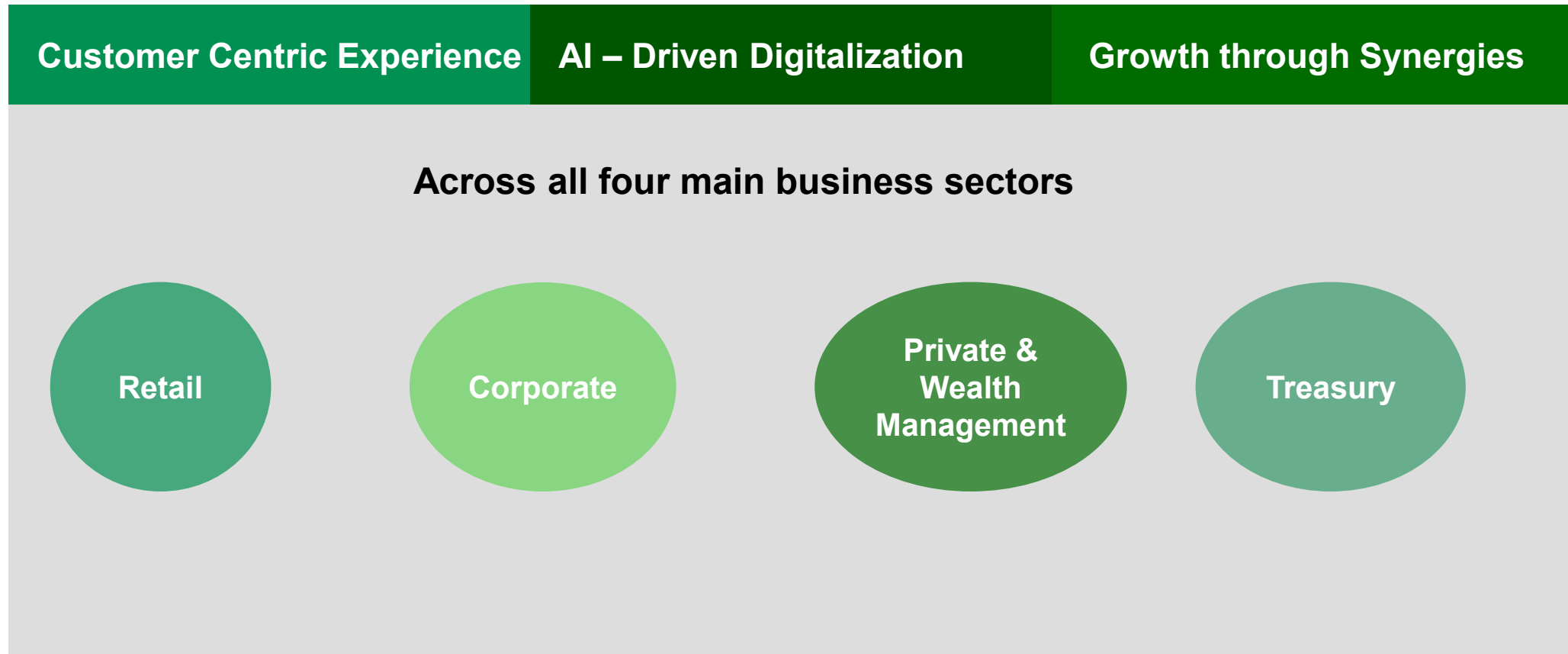


KFH Strengths

Robust Financial Performance	Leading Islamic Financial Institution	Strong Government Sponsorship	Professional Management Team	Strategic Distribution Channels	Effective Risk Management Framework
<p>A consistent track record of profitability & dividend payment</p> <p>Solid funding and liquidity profile</p> <p>Consistently low NPF rates</p> <p>Improved cost to income ratio Solid profit margins and</p> <p>Improved efficiency</p>	<p>Second largest Islamic Financial Institution globally in terms of asset base</p> <p>Operating history of more than 40 years</p> <p>Strong retail franchise</p> <p>Pioneer of Islamic products in Kuwait</p>	<p>36.335% ownership by various Kuwaiti Government authorities</p> <p>KFH operates mainly in Kuwait where the economy benefits from high level of economic strength</p> <p>Systemic important bank in Kuwait Large retail deposit and global flagship Islamic bank</p>	<p>Well-rounded human capital through meritocratic management structure</p> <p>Significant improvement in the Management team for the diversified international operation</p> <p>Strong and stable Board of Directors, collectively bringing more than two hundred and fifty years of professional experience</p>	<p>Diversified international operations</p> <p>KFH has branches in eight countries giving access to Europe, Middle East and Asian markets</p> <p>Extensive accessibility option with a wide network of over 600 branches and over 2000 ATMs</p>	<p>KFH continuously develops its risk management framework in light of development in the business, banking and market regulations</p> <p>Disciplined & risk adjusted approach to capital allocation</p> <p>Large and diversified portfolio</p> <p>Reduced non-core assets</p>

KFH Strategy

KFH's main focus is on core banking business activities



Contents


- 1 Kuwait's Operating Environment

- 2 Overview of KFH

- 3 KFH Strategy

- 4 Q1-26 Financial Results**

- 5 Appendix



Q1-26 Financial Highlights

Net Profit
for Shareholders

KD 176.5 mn

+5.0%
(Q1-26 vs Q1-25)

Net Financing
Income

KD 332.0 mn

+4.1%
(Q1-26 vs Q1-25)

Net Operating
Income

KD 340.6 mn

+10.3%
(Q1-26 vs Q1-25)

Cost to Income Ratio

31.4%

(Q1-25 34.0%)

EPS (fils)

9.59

*(Q1-25: 9.13 fils)**

Total Assets

KD 43.6 bn

+1.9%
(Mar-26 vs Dec-25)

Net Financing Receivable

KD 21.8 bn

+0.1%
(Mar-26 vs Dec-25)

Total Deposits

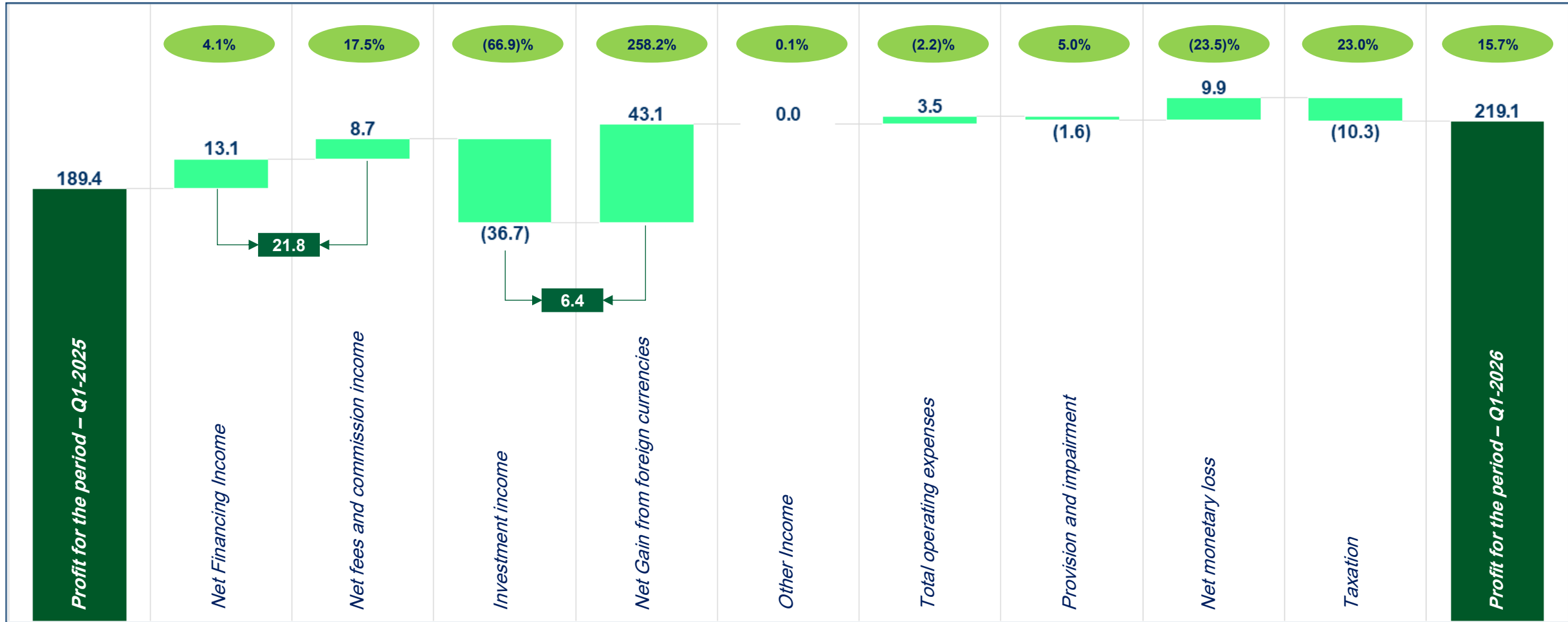
KD 21.4 bn

+1.9%
(Mar-26 vs Dec-25)

* EPS for prior period is adjusted to reflect the bonus share issuance.

Income statement Q1-26 vs. Q1-25

 % Change Y-o-Y



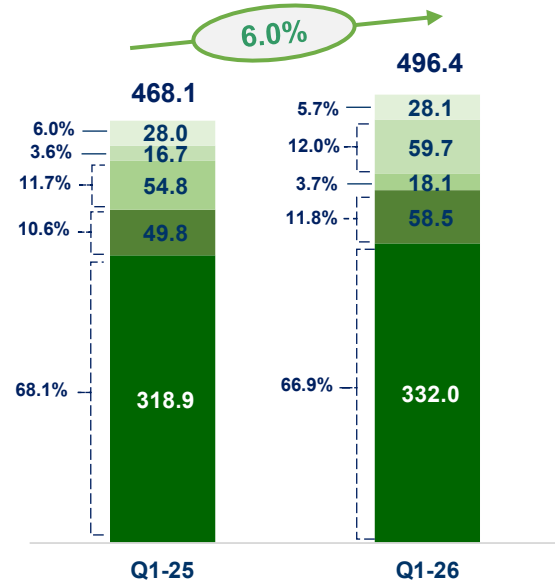
	<u>Q1-25</u>	<u>Q1-26</u>	<u>Y-o-Y %</u>
Total profit for the period	189.4	219.1	15.7%
Non-controlling interests	(21.3)	(42.6)	100.0%
Profit attributable to shareholders	168.1	176.5	5.0%

Income statement (cont.)

Q1-26 vs. Q1-25

Total Operating income (KD mn)

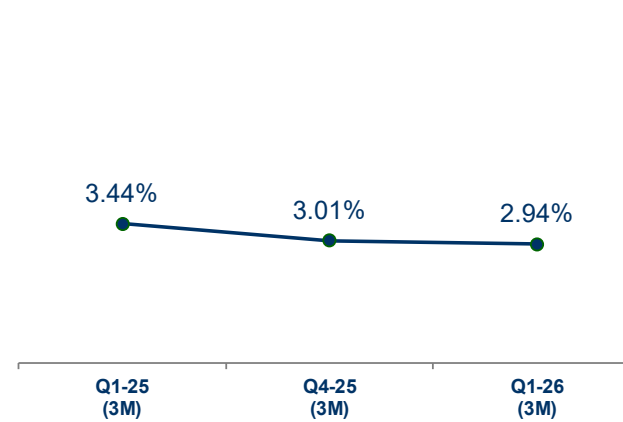
- Other Income
- Net Gain from Foreign Currencies
- Investment Income
- Fees and Commission Income
- Net financing income



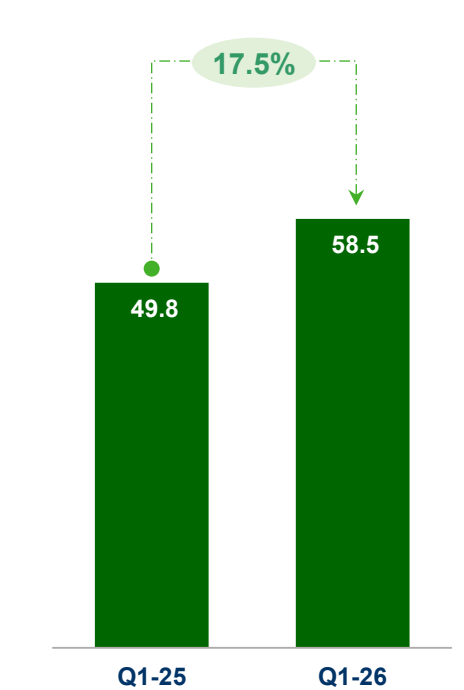
Net Financing Income (KD mn)



Net Financing Margin



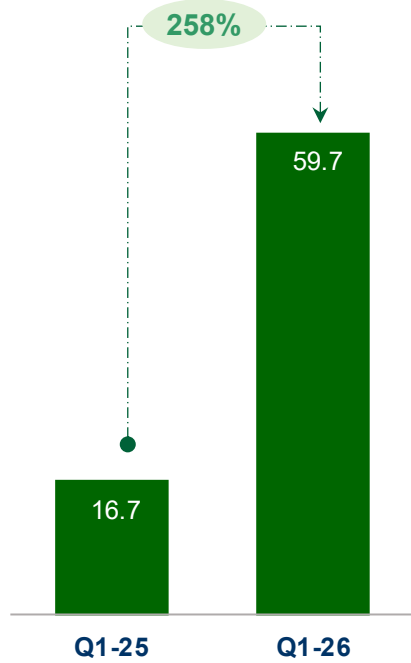
Fees and commission income (KD mn)



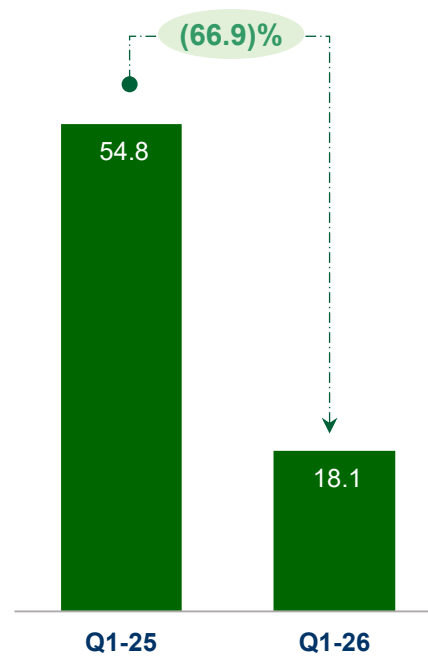
Income statement (cont.)

Q1-26 vs. Q1-25

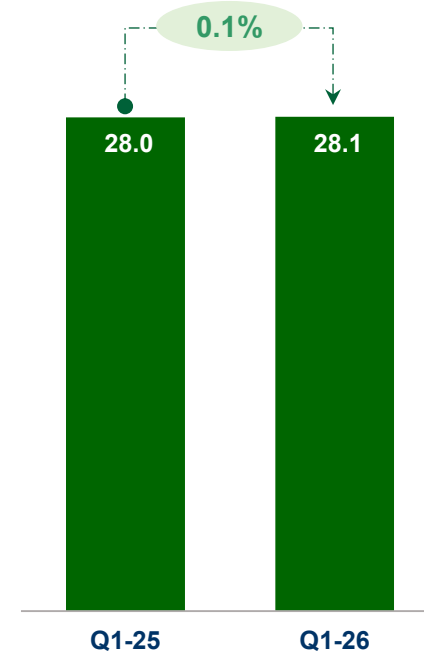
Net gain from foreign currencies
(KD mn)



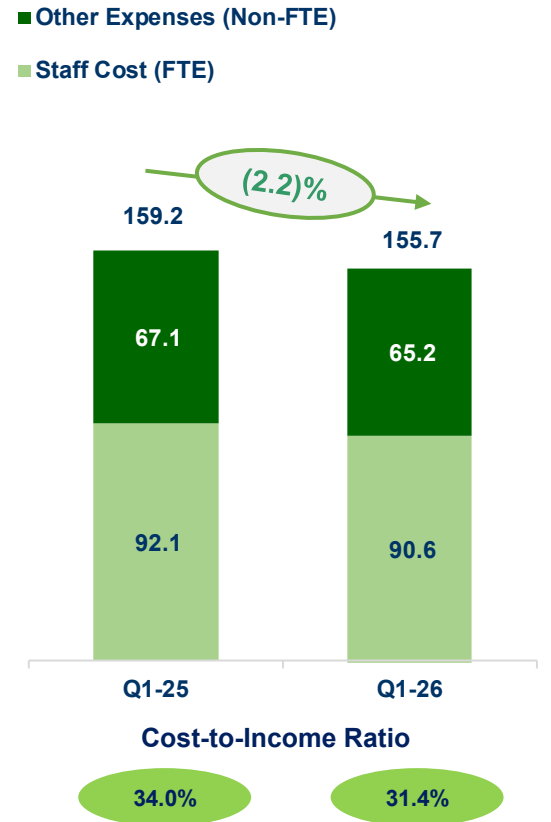
Investment Income
(KD mn)



Other Income
(KD mn)



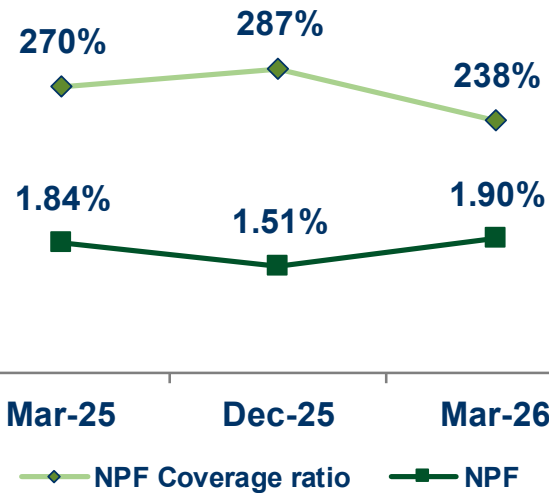
Total Operating Expenses
(KD mn)



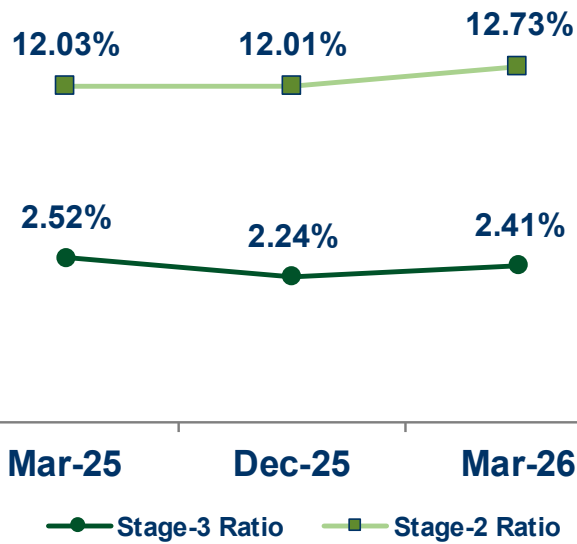
Asset Quality & Provision

Q1-26

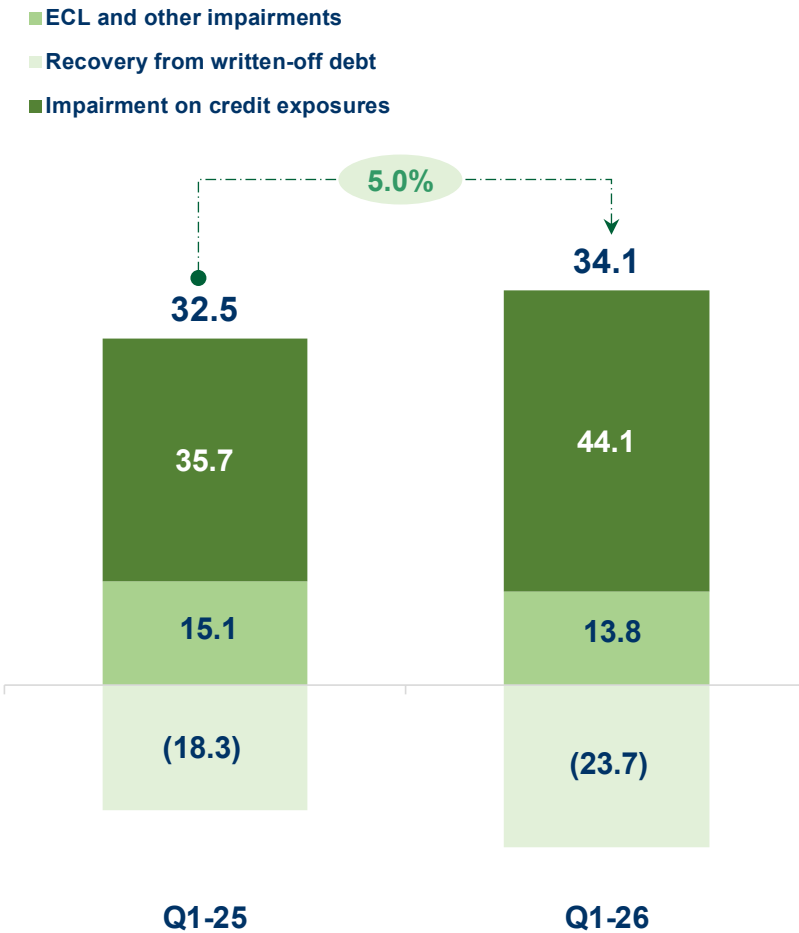
NPF (%) and NPF Coverage (%)



IFRS-9 Stage-2 and Stage-3 ratios



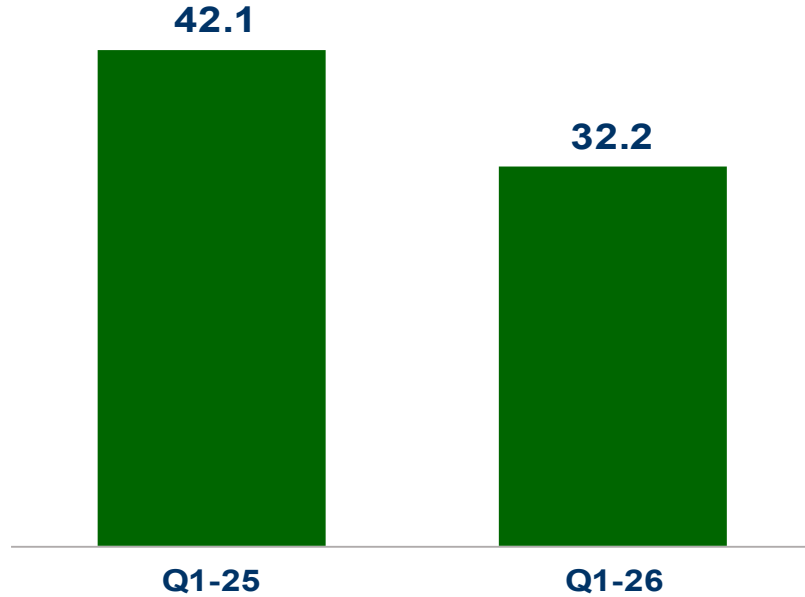
Provisions and Impairment (KD mn)



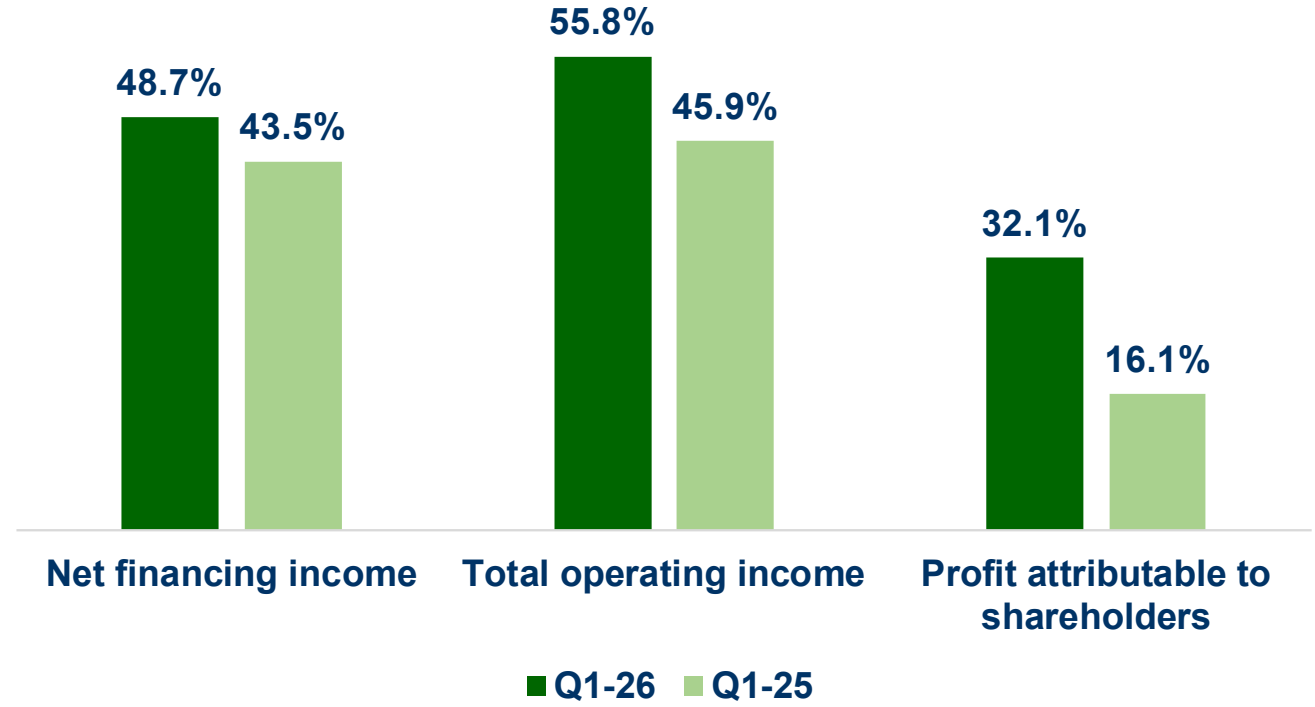
Hyperinflation & Türkiye contribution

Q1-26 vs. Q1-25

Net Monetary Loss (KD mn)



Türkiye contribution



Ratios & funding mix Q1-26 vs. Q1-25

Capital Adequacy Ratio (%)

19.38% 19.81% 19.23%

Mar-25 Dec-25 Mar-26

LCR (%)

150.86% 228.25% 250.55%

Mar-25 Dec-25 Mar-26

CET1 (%)

15.02% 15.05% 14.52%

Mar-25 Dec-25 Mar-26

NSFR (%)

121.05% 120.98% 123.03%

Mar-25 Dec-25 Mar-26

TIER 1 (%)

17.53% 18.02% 17.42%

Mar-25 Dec-25 Mar-26

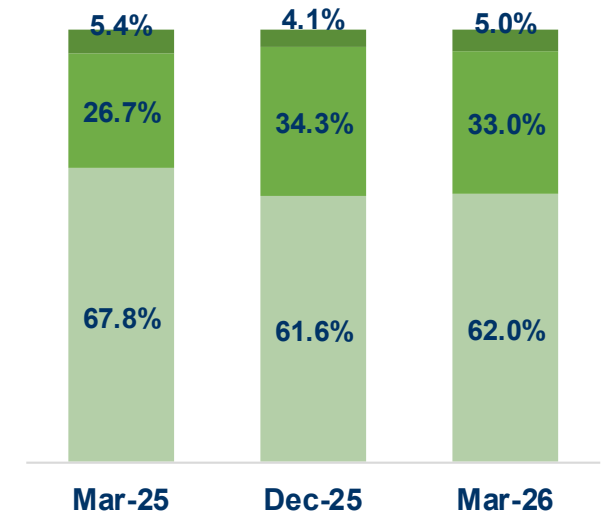
Return on Average Tangible Equity (%)

21.51% 21.30%

Q1-25 Q1-26

Funding Mix

- Sukuk Payable
- Due to Banks & FI's
- Depositors Accounts



Closing Remarks

Q1-26

5.0% Growth in profit attributable to shareholders

10.3% growth in net operating income

Improved efficiency

Strong liquidity and capital

Continued conservative provisioning posture

2026 Expectation

	FY2025	Q1-26	2026 Expectation
Financing growth	+14.4%	+0.1%	Low double-digit
Fees and commission	+29.5%	+17.5%	Above 15%
NFM%	3.12%	2.94%	Contracting
Cost to income ratio	34.06%	31.4%	Below 34%
Cost of risk	43 bps	36 bps	c. 40-50 bps
Earnings (y-o-y)	+5.0%	+5.0%	
Capital adequacy	19.81%	19.23%	

Q&A

Thank you

Investor.relations@kfh.com

Group Financial Control
Investor Relations

kfh.com